


**SAFER,
SMARTER
KIDS!** FIRST GRADE



JOURNAL

NAME: _____

[illegible]





Journal #2: When do you use your Safety Stop Sign?



Journal #3: How does your **Guiding Voice** help you?

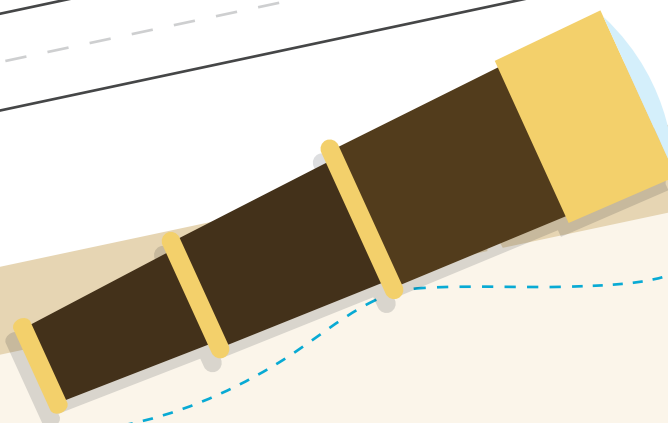
Journal writing area with 10 sets of horizontal lines (solid top and bottom lines with a dashed middle line).





Journal #4: Write about a time you used your
I Mean Business Voice.

Handwriting practice lines consisting of solid top and bottom lines with a dashed middle line. There are ten sets of these lines for writing.





Journal #5: How do you know if a
secret is **safe** or **unsafe**?

A series of horizontal lines for writing, consisting of solid top and bottom lines with a dashed midline, repeated ten times.



Journal #6:

Is telling your Grown-Up Buddy about an unsafe situation **tattling** or **reporting**? Write about a time you reported an unsafe situation.

A large circular area with a yellow border, containing ten sets of horizontal lines for writing. Each set consists of a solid top line, a dashed middle line, and a solid bottom line.






Journal #7:

When is it **okay** to speak to a **stranger**?

[illegible]

When is it **not okay** to speak to a **stranger**?





Journal #8: Write about a time you used
a **safety tool** from your **safety tool belt**.
How did that make you feel?

Handwriting practice lines consisting of ten sets of three horizontal lines (top solid, middle dashed, bottom solid) for writing.





LAUREN'S KIDS

Safer, Smarter Kids, © 2014, Lauren Book & Lauren's Kids.
All rights reserved. Copying and unauthorized use of this manual
and/or accompanying curriculum materials is strictly prohibited.